



CANADIAN NATIONAL STOCK EXCHANGE

A Year In Review:

Canadian National Stock Exchange Achieves Outstanding Growth in 2012

Trading and listings rise as CNSX continues to innovate and expand.

Investors and dealers responded to innovation in fees and access to market data through Google Finance that stimulated record trading and listing activity throughout the year.

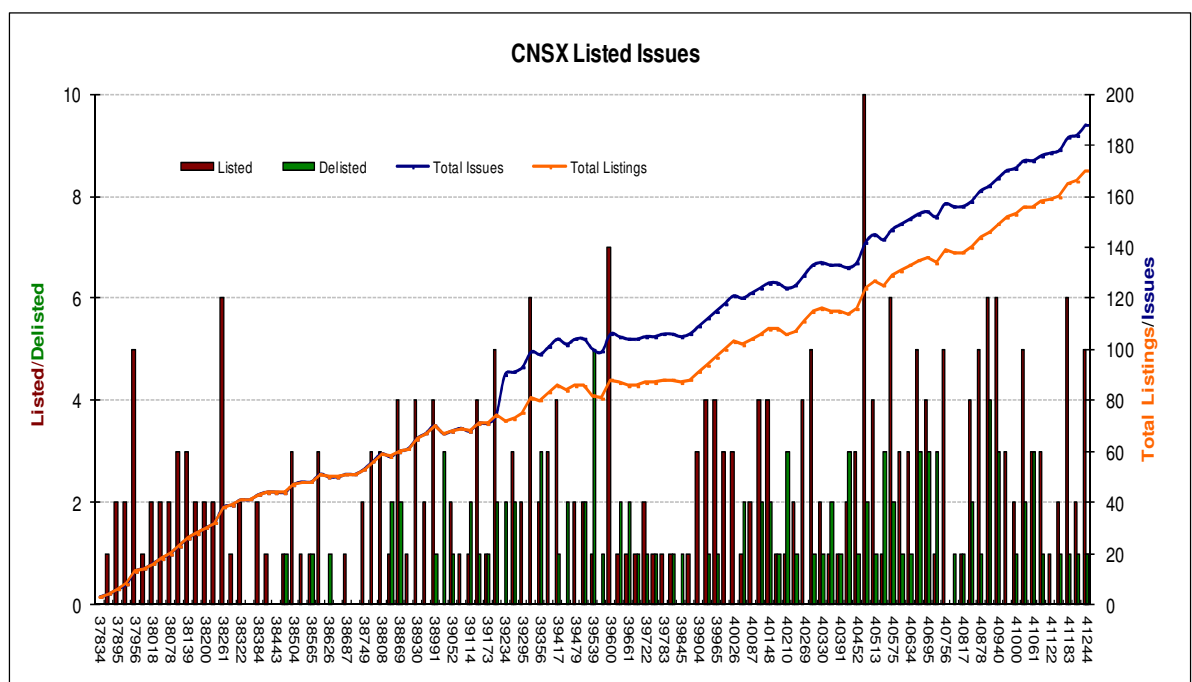
Trading activity in 2012 continued to expand as other North American markets experienced significant reductions in volume. CNSX trading outpaced its larger competitors as the volume of shares traded rose 14% over the previous year, reflecting continued interest in the shares of the public companies listed on CNSX. The number of trades increased by 23% while total value was equal to the previous year.

This activity was partly fuelled by a net increase of 16% in the number of securities listed, including equities, bonds and structured products. With 39 new companies listed in 2012 the exchange ended the year with 164 issuers and 189 listed issues.

CNSX began the year with a new fee schedule that provided investment dealers with an average 34% reduction in trading costs. This initiative was followed by the introduction of free real time data for investors on Google Finance, the only stock exchange in Canada to provide this service to investors.

Continuous innovation and a customer service culture have made CNSX “the Exchange for Entrepreneurs”. This is increasingly recognized throughout the securities industry as CNSX experiences continuous growth and its listed companies gain access to investor capital.

Complete information about CNSX and its listed securities is available at www.cnsx.ca



CNSX Markets
Board of Directors

Chairman:
Thomas Caldwell
Chairman
Caldwell Securities Ltd.

Adam Conyers
CFO
Voyport Group
Holdings

Aubrey Baillie
Executive Chairman
Newport Partners Income
Fund

Brendan Caldwell
President & CEO
Caldwell Investment
Management Ltd

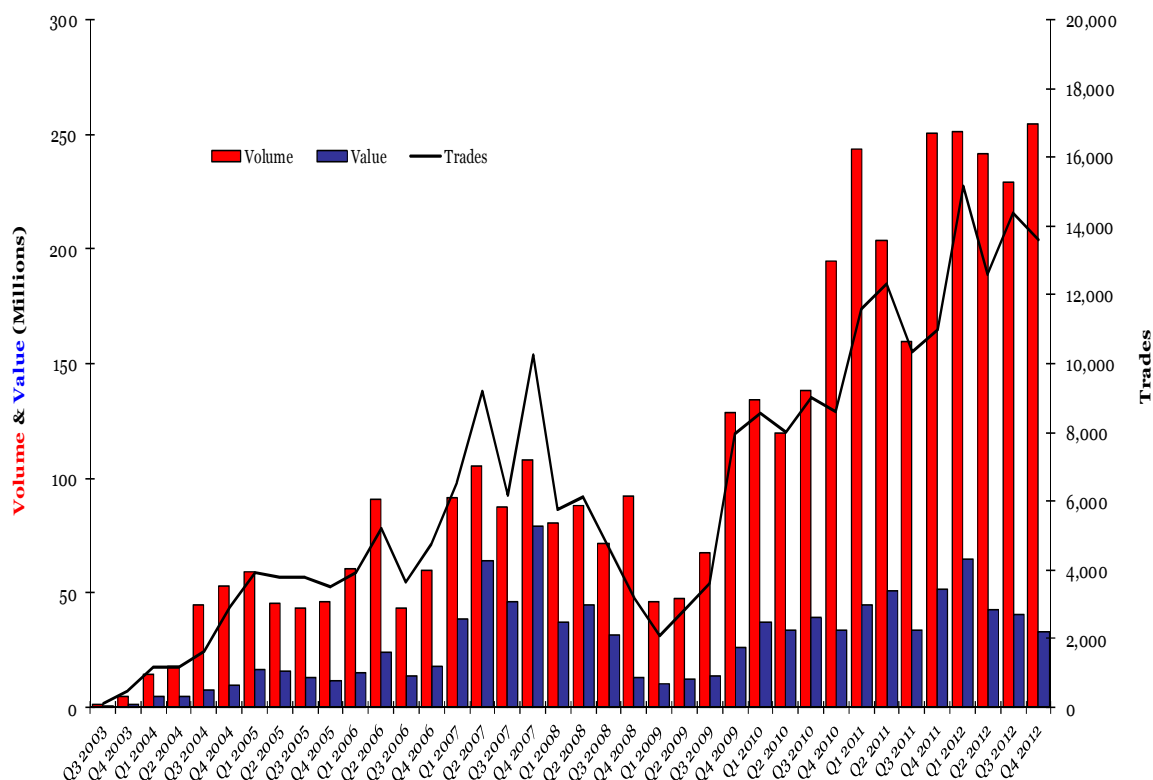
George Elliott
Corporate Director

Jeffrey MacIntosh
Toronto Stock Exchange
Professor of Capital
Markets Faculty of Law
University of Toronto

Joel Strickland
Management Consultant

Quarterly Trading Activity 2003 - 2012

Quarterly Trading Activity



Highest Daily Volume, Value, and Trades

Volume	Value	Trades
21,373,792	\$ 4,240,043	1,496

Five Year History

	2008	2009	2010	2011	2012
Volume	333,774,149	289,650,816	587,703,472	856,603,490	979,845,852
Value	\$130,314,301	\$ 61,988,185	\$ 143,795,966	\$ 182,194,550	\$ 181,799,383
Trades	19,867	16,490	34,167	45,219	55,679

CNSX Total Market and Trading Activity

Month	Volume	\$Value	Trades	Avg Trade Volume	Avg Daily Volume	\$Avg Trade Value	\$Avg Daily Value	Avg Daily Trades	\$Avg Daily Share Price
Jan	92,200,524	24,797,553	4,530	20,353	4,390,501	5,474	1,180,836	216	0.27
Feb	88,427,253	24,533,432	5,769	15,257	4,421,363	4,233	1,226,672	290	0.28
Mar	71,231,140	15,921,823	4,834	14,735	3,237,779	3,294	723,719	220	0.22
Apr	74,801,747	15,581,550	4,504	16,608	3,740,087	3,459	779,078	225	0.21
May	67,485,720	11,878,401	4,113	16,408	3,067,533	2,888	539,927	187	0.18
Jun	102,850,312	15,089,544	3,959	25,979	4,897,634	3,811	718,550	189	0.15
Jul	70,531,010	13,234,255	3,250	21,702	3,358,620	4,072	630,203	155	0.19
Aug	78,394,758	12,961,773	4,781	16,397	3,563,398	2,711	589,172	217	0.17
Sep	79,702,718	14,747,415	6,328	12,595	4,194,827	2,331	776,180	333	0.19
Oct	94,518,524	11,387,788	4,422	21,375	4,296,297	2,575	517,627	201	0.12
Nov	75,269,569	12,776,683	4,957	15,185	3,421,344	2,578	580,758	225	0.17
Dec	84,433,577	8,889,164	4,205	20,079	4,443,872	2,114	467,851	221	0.11
Totals	979,845,852	181,799,383	55,679						
Average				18,056	3,919,438	3,295	727,548	223	0.19

Most Active by Volume

Stock	Symbol	Volume	Value	Trds	High	Low	Close
Arctic Glacier Income Fund	AG.UN	156,218,381	\$ 23,775,288	6,526	0.245	0.0250	0.210
Shoal Point Energy Ltd	SHP	118,059,365	\$ 19,084,530	5,941	0.450	0.0500	0.070
Mahdia Gold Corp.	MGD	52,371,837	\$ 16,316,744	3,923	0.620	0.1900	0.220
Range Energy Resources Inc.	RGO	41,759,333	\$ 3,052,689	444	0.150	0.0200	0.020
St-Georges Pltnm & Base Mtls	SX	38,403,082	\$ 749,630	355	0.080	0.0100	0.010
Portage Minerals Inc.	RKX	36,096,588	\$ 660,684	278	0.080	0.0100	0.015
Excalibur Resources Ltd.	XBR	31,573,468	\$ 6,298,178	1,732	0.350	0.0950	0.310
Black Smoker Ventures Inc.	BSM	21,047,313	\$ 998,284	356	0.120	0.0050	0.005
Celtic Minerals Ltd.	CWE	17,856,195	\$ 266,144	426	0.080	0.0050	0.005
Quantitative Alpha Trading Inc.	QAT	17,156,340	\$ 294,331	294	0.120	0.0050	0.005

Most Active by Value

Stock	Symbol	Volume	Value	Trds	High	Low	Close
Arctic Glacier Income Fund	AG.UN	156,218,381	\$ 23,775,288	6,526	0.245	0.0250	0.210
Shoal Point Energy Ltd	SHP	118,059,365	\$ 19,084,530	5,941	0.450	0.0500	0.070
Mahdia Gold Corp.	MGD	52,371,837	\$ 16,316,744	3,923	0.620	0.1900	0.220
Mongolia Growth Group Ltd.	YAK	3,591,536	\$ 13,998,771	3,383	4.650	3.2500	3.850
Novo Resources	NVO	15,943,774	\$ 11,763,773	3,823	1.170	0.3400	0.750
Excalibur Resources Ltd.	XBR	31,573,468	\$ 6,298,178	1,732	0.350	0.0950	0.310
EasyMed Services Inc.	EZM	4,106,439	\$ 3,873,964	662	1.350	0.4600	0.700
QSOLAR Limited	QSL	14,259,370	\$ 3,371,211	861	0.740	0.1050	0.720
Finore Mining Inc.	FIN	14,342,611	\$ 3,293,132	1,001	0.500	0.0250	0.025
Intelimax Media Inc.	IMD	11,893,489	\$ 3,183,666	1,129	0.450	0.1600	0.220



Trading Activity

ANNUAL REVIEW 2012

PAGE 4



Stock	Symbol	Volume	Value	Trds	High	Low	Close
AAN Ventures Inc.	ANN	3,945,914	\$ 189,646	33	0.050	0.0450	0.050
Abattis Bioceuticals Corp.	FLU	7,865,877	\$ 432,492	243	0.190	0.0250	0.150
Acana Capital Corp.	APB	1,216,300	\$ 65,344	8	0.060	0.0300	0.045
Acorn Income Corp.	ACI	136,699	\$ 20,254	130	0.400	0.0300	0.100
Advantex Marketing Intl. Inc.	ADX	8,126,167	\$ 92,154	270	0.060	0.0050	0.060
Aerocast Inc.	A	2,428,281	\$ 275,081	197	0.230	0.0200	0.020
Affinor Resources Inc.	AFI	93,216	\$ 1,466	13	0.050	0.0100	0.015
AFG Flameguard Ltd.	AFG	1,100,275	\$ 156,132	134	0.320	0.0050	0.065
Alabama Graphite Corp.	ALP	3,834,364	\$ 2,389,982	447	0.820	0.3500	0.580
Alliance Mining Corp.	ALM	286,000	\$ 34,162	17	0.135	0.1000	0.135
Alterrus Systems Inc.	ASI	367,000	\$ 35,100	37	0.160	0.0400	0.080
Arch Biopartners Inc.	ACH	745,399	\$ 231,951	151	0.500	0.1800	0.180
Arctic Glacier Income Fund	AG.UN	156,218,381	\$ 23,775,288	6,526	0.245	0.0250	0.210
Argentium Resources Inc.	AOK	7,400,586	\$ 2,532,872	679	0.620	0.0300	0.070
Armada Mercantile Ltd.	ARM.U	99,300	\$ 3,344	21	0.095	0.0100	0.075
Armadillo Resources Ltd.	ARO	6,475,992	\$ 196,544	195	0.065	0.0050	0.035
Arris Holdings Inc.	AAF	814,030	\$ 163,695	23	0.350	0.1500	0.150
Ateba Resources Inc.	ATR	3,848,073	\$ 68,286	108	0.050	0.0050	0.005
Augustine Ventures Inc.	WAW	5,657,986	\$ 617,266	281	0.200	0.0400	0.050
Axios Mobile Assets Corp.	AXA	9,911,055	\$ 2,742,929	950	0.990	0.0500	0.180
BacTech Environmental Corp.	BAC	4,290,729	\$ 555,493	516	0.220	0.0500	0.090
Bastion Resources Ltd.	BSN	471,500	\$ 72,905	44	0.210	0.0750	0.190
Beacon Acquisition Partners Inc.	BAP	645,500	\$ 143,255	50	0.300	0.1000	0.100
Berkley Renewables Inc.	BKS	605,538	\$ 20,363	91	0.100	0.0050	0.100
Bestar Inc.	BES	127,707	\$ 18,844	58	0.300	0.0500	0.050
BIOSENTA Inc.	ZRO	1,184,850	\$ 218,106	61	0.245	0.0550	0.200
Bird River Resources Inc.	BDR	1,594,300	\$ 128,560	118	0.140	0.0350	0.050
Black Smoker Ventures Inc.	BSM	21,047,313	\$ 998,284	356	0.120	0.0050	0.005
Blackstream Energy Corp.	BEC	4,832,285	\$ 241,240	28	0.300	0.0100	0.060
Blue Horizon Industries Inc.	BH	3,455,087	\$ 480,237	247	0.180	0.0950	0.110
Blue Zen Memorial Parks Inc.	BZM	1,168,542	\$ 47,852	325	0.200	0.0050	0.015
Brookfield New Hrzns Incm Fnd	BIF.UN	11,290	\$ 108,463	14	10.400	9.0000	9.740
Bryant Resources Inc	BYR	41,943	\$ 8,214	7	0.210	0.1200	0.120
Burnstone Ventures Inc.	BVE	693,855	\$ 158,050	121	0.280	0.1100	0.220
Cadman Resources Inc.	CUZ	1,314,900	\$ 54,504	27	0.055	0.0300	0.040
Canada Rnwbl Bioenergy Corp.	XZX	31,330	\$ 2,754	24	0.500	0.0050	0.070
Cancor Mines Inc.	KCR	3,539,090	\$ 292,115	113	0.140	0.0400	0.050
Carbon Friendly Solutions Inc.	CFQ	14,665,897	\$ 2,602,228	1,130	0.380	0.0800	0.180
Cayenne Gold Mines Ltd.	CYN	4,220,000	\$ 147,500	112	0.080	0.0050	0.010
Celtic Minerals Ltd.	CWE	17,856,195	\$ 266,144	426	0.080	0.0050	0.005
Charlotte Resources Ltd.	CHT	2,555,250	\$ 606,905	46	0.310	0.0600	0.100
Choice Gold Corp.	CHF	2,799,797	\$ 221,004	64	0.180	0.0050	0.005
Cielo Gold Corp.	CMC	124,993	\$ 48,232	16	0.400	0.0300	0.030
CINS Holding Corp.	CHD	94,700	\$ 20,170	33	0.700	0.0500	0.200
CINS Holding Corp.	CHD	94,700	\$ 20,170	33	0.700	0.0500	0.200

Trading Activity Cont'd

PAGE 5



Stock	Symbol	Volume	Value	Trds	High	Low	Close
Colba.Net Telecom Inc.	CB	54,000	\$ 10,200	10	0.500	0.1000	0.500
Copper Cowboy Resources Inc	CCQ	5,000	\$ 500	1	0.100	0.1000	0.100
Copper Gold Resources Inc.	MOG	572,279	\$ 46,860	64	0.250	0.0050	0.040
Copper Reef Mining Corp.	CZC	12,718,159	\$ 708,985	347	0.105	0.0350	0.060
Crestwell Resources Inc.	CER	246,500	\$ 32,800	28	0.280	0.0050	0.100
Cuervo Resources Inc.	FE	3,346,700	\$ 560,726	508	0.240	0.0800	0.130
DealNet Capital Corp.	DLS	3,413,530	\$ 653,730	268	0.270	0.0600	0.270
Debut Diamonds Inc.	DDI	5,351,409	\$ 448,457	932	0.200	0.0200	0.020
Delon Resources Corp.	DLN	279,500	\$ 50,515	24	0.400	0.1400	0.400
Deploy Technologies Inc.	DEP	104,000	\$ 15,055	22	0.300	0.0950	0.145
Dizun International Enterprises	KDZ	39,330	\$ 2,065	33	0.500	0.0050	0.005
EasyMed Services Inc.	EZM	4,106,439	\$ 3,873,964	662	1.350	0.4600	0.700
Ecosse Energy Corp.	ECS	229,500	\$ 73,810	33	0.450	0.1500	0.415
Enertopia Corp.	TOP	2,271,000	\$ 191,047	129	0.125	0.0500	0.050
ESI Entertainment Systems Inc.	ESY	80,918	\$ 1,604	21	0.030	0.0200	0.020
Eurogas International Inc.	EI	427,687	\$ 2,813	102	0.010	0.0050	0.005
Excalibur Resources Ltd.	XBR	31,573,468	\$ 6,298,178	1,732	0.350	0.0950	0.310
Far Resources Ltd.	FAT	1,707,833	\$ 181,658	76	0.190	0.0500	0.050
Finore Mining Inc.	FIN	14,342,611	\$ 3,293,132	1,001	0.500	0.0250	0.025
First Choice Products Inc.	FCI	6,345,509	\$ 404,362	394	0.120	0.0150	0.035
Five Nines Ventures Ltd.	FIV	982,500	\$ 109,875	31	0.160	0.1000	0.120
Fortify Resources Inc	FTY	2,722	\$ 326	2	0.120	0.1200	0.120
Freeport Capital Inc.	FAS	2,088,684	\$ 1,239,553	422	1.240	0.2500	1.000
Gamecorp Ltd.	GGG	11,929,110	\$ 492,489	263	0.055	0.0050	0.050
Gemoscan Canada Inc.	GES	414,500	\$ 182,670	41	0.490	0.4000	0.400
Glenbriar Technologies Inc.	GTI	2,418,330	\$ 50,566	57	0.045	0.0100	0.030
Global SeaFarms Corporation	GSF	76,320	\$ 13,736	18	0.220	0.1600	0.160
God's Lake Resources Inc.	GLR	922,441	\$ 309,696	23	1.000	0.1200	0.120
Golden Cross Resources Inc.	GOX	9,559,563	\$ 1,487,265	549	0.260	0.1000	0.220
GoldTrain Resources Inc.	GT	761,475	\$ 43,866	80	0.085	0.0300	0.040
Gorilla Resources Corp	GOA	76,419	\$ 4,109	15	0.080	0.0500	0.080
Gravis Energy Corp.	GVE	2,887,000	\$ 21,900	19	0.050	0.0050	0.005
Hadley Mining Inc.	HM	5,220	\$ 511	2	0.100	0.1000	0.100
Hi Ho Silver Resources Inc.	HHS	13,919,095	\$ 572,274	186	0.070	0.0100	0.035
High 5 Ventures Inc.	HHH	110,235	\$ 15,892	27	0.200	0.1050	0.185
Hilltown Resources Inc.	HLT	3,630,293	\$ 267,787	134	0.190	0.0150	0.015
HLD Land Dvlpmnt Ltd Prtnrshp	HLD.UN	1,788,408	\$ 48,304	29	0.150	0.0050	0.005
Hotline to HR Inc.	HTH	65,900	\$ 1,990	12	0.050	0.0100	0.010
HY Lake Gold Inc.	HYL	1,114,926	\$ 191,980	113	0.245	0.1000	0.160
iMarketing Solutions Group Inc.	IMR	35,000	\$ 685	3	0.020	0.0150	0.015
Immunall Science Inc.	GNS	148,225	\$ 1,381	13	0.100	0.0050	0.005
Intelimax Media Inc.	IMD	11,893,489	\$ 3,183,666	1,129	0.450	0.1600	0.220
IOU Financial Inc.	IOU	3,094,701	\$ 1,014,209	283	0.540	0.1800	0.350
Jager Resources Inc.	JDR	1,188,559	\$ 34,705	80	0.040	0.0100	0.030
Jetcom Inc.	JTM	1,279,793	\$ 19,833	67	0.035	0.0050	0.005

Trading Activity Cont'd

PAGE 6

Stock	Symbol	Volume	Value	Trds	High	Low	Close
Kariana Resources Inc.	KAA	800,000	\$ 70,127	53	0.250	0.0400	0.070
Keymark Resources	KKR	768,661	\$ 143,289	44	0.400	0.1000	0.400
Khan Resources Inc.	KRI	6,454,754	\$ 985,720	216	0.210	0.0900	0.120
Kokomo Enterprises Inc.	KKO	4,287,896	\$ 242,739	23	0.065	0.0050	0.010
KWG Resources Inc.	KWG	12,000	\$ 795	3	0.085	0.0600	0.085
La Imperial Resources Inc.	LAI	176,000	\$ 2,135	6	0.025	0.0050	0.005
LCTI Low Carbon Tchnlgs Intl. Inc.	LCT	474,000	\$ 30,630	35	0.150	0.0100	0.020
Lexaria Corp.	LXX	219,375	\$ 52,725	23	0.350	0.0500	0.150
MacMillan Minerals Inc.	MMX	646,583	\$ 56,553	87	0.150	0.0600	0.090
Mag Copper Limited	QUE	3,929,599	\$ 187,221	108	0.160	0.0100	0.015
Magna Resources Ltd.	MNA	512,378	\$ 107,078	53	0.750	0.1000	0.100
Mahdia Gold Corp.	MGD	52,371,837	\$ 16,316,744	3,923	0.620	0.1900	0.220
Mantis Mineral Corp.	MYN	4,594,950	\$ 27,290	106	0.015	0.0050	0.005
McLaren Resources Inc.	MCL	1,480,151	\$ 187,227	85	0.230	0.0300	0.095
ME Resource Corp.	MEC	1,379,231	\$ 321,888	51	0.600	0.0500	0.210
Micromem Technologies Inc.	MRM	1,240,814	\$ 263,236	293	0.470	0.1100	0.160
Minerva Minerals Limited	MIL	487,000	\$ 30,070	20	0.120	0.0400	0.050
Mistango River Resources Inc.	MIS	2,503,107	\$ 683,921	465	0.500	0.1500	0.350
Mongolia Growth Group Ltd.	YAK	3,591,536	\$ 13,998,771	3,383	4.650	3.2500	3.850
Montana Gold Mining Co. Inc.	MGM	2,812,148	\$ 92,753	102	0.055	0.0150	0.025
Mountain Lake Minerals Inc.	MLK	933,060	\$ 49,075	55	0.160	0.0300	0.050
Mountainstar Gold Inc	MSX	2,100,697	\$ 750,846	480	0.590	0.2000	0.360
Mountain-West Resources Inc.	MWR	1,322,991	\$ 831,201	352	1.000	0.3500	0.560
Muskrat Minerals Inc.	YYR	1,059,073	\$ 812,033	141	1.300	0.4500	0.640
Nass Valley Gateway Ltd.	NVG	458,333	\$ 12,191	37	0.085	0.0100	0.055
NEMI Northern Energy & Mining	NNE	715,916	\$ 671,284	214	1.170	0.8400	0.980
Newlook Industries Corp.	NLI	4,034,167	\$ 74,204	37	0.100	0.0050	0.020
Newlox Gold Ventures Corp.	LUX	241,300	\$ 4,946	7	0.100	0.0150	0.015
Northern Lights Resources Corp.	NLE	546,000	\$ 6,835	13	0.090	0.0050	0.005
Novo Resources	NVO	15,943,774	\$ 11,763,773	3,823	1.170	0.3400	0.750
Ona Power Corp.	OPO	70,624	\$ 3,035	9	0.050	0.0200	0.020
Organic Potash Corp.	GOP	7,951,100	\$ 747,771	189	0.150	0.0500	0.070
Organic Potash Corporation	OPC	979,930	\$ 70,496	38	0.100	0.0500	0.050
Pacific Therapeutics Ltd	PT	871,710	\$ 85,394	122	0.200	0.0300	0.050
Pan American Fertilizer Corp.	PAF	1,626,758	\$ 400,633	268	0.500	0.1000	0.200
Park Lawn Company Limited	PRL	20,500	\$ 59,690	19	3.150	2.5000	3.000
Pasinex Resources Limited	PSE	3,471,334	\$ 257,268	93	0.160	0.0400	0.050
Passport Energy Ltd.	PPO	5,578,663	\$ 779,310	222	0.210	0.0500	0.100
PetroWorth Resources Inc.	PTW	9,309,712	\$ 156,420	224	0.040	0.0050	0.005
Pivotal Therapeutics Inc.	PVO	8,015,705	\$ 1,759,517	815	0.390	0.1000	0.235
Plaintree Systems Inc.	NPT	587,091	\$ 11,754	363	0.100	0.0050	0.010
Portage Minerals Inc.	RKX	36,096,588	\$ 660,684	278	0.080	0.0100	0.015
Portex Minerals Inc.	PAX	4,114,147	\$ 320,469	184	0.250	0.0100	0.055
Premier Dgnstc Health Svcs Inc.	PDH	944,549	\$ 50,940	120	0.200	0.0100	0.070



Trading Activity Cont'd

PAGE 7



Stock	Symbol	Volume	Value	Trds	High	Low	Close
Pure Living Media Inc.	PLV	604,582	\$ 17,512	38	0.300	0.0050	0.210
QSOLAR Limited	QSL	14,259,370	\$ 3,371,211	861	0.740	0.1050	0.720
Quantitative Alpha Trading Inc.	QAT	17,156,340	\$ 294,331	294	0.120	0.0050	0.005
Quinsam Capital Corporation	QCA	285,000	\$ 10,560	22	0.070	0.0050	0.040
Range Energy Resources Inc.	RGO	41,759,333	\$ 3,052,689	444	0.150	0.0200	0.020
Ravencrest Resources Inc.	RVT	282,000	\$ 36,865	37	0.240	0.0400	0.040
Razore Rock Resources Inc.	RZR	167,000	\$ 7,650	17	0.120	0.0100	0.100
Regal Resources Inc.	RGR	9,694,895	\$ 1,040,992	309	0.320	0.0500	0.100
Rencore Resources Ltd.	RNC	530,000	\$ 77,957	24	0.180	0.1050	0.180
Renforth Resources Inc.	RFR	3,159,428	\$ 66,641	76	0.060	0.0050	0.050
RepliCel Life Sciences Inc.	RP	77,000	\$ 57,750	3	0.750	0.7500	0.750
RESAAS Services Inc.	RSS	1,330,777	\$ 1,807,686	411	2.050	0.7800	0.900
Royal Oak Ventures Inc.	ROV	110	\$ -	2			
RXT 110 Inc.	RXT	703,550	\$ 121,259	55	0.235	0.0500	0.200
Scavo Resource Corp.	SCV	939,634	\$ 185,231	79	0.250	0.1100	0.200
Shamrock Enterprises Inc.	SRS	1,810,500	\$ 256,947	141	0.290	0.0900	0.090
Shoal Point Energy Ltd	SHP	118,059,365	\$ 19,084,530	5,941	0.450	0.0500	0.070
Silver Mountain Mines Inc.	SMM	582,000	\$ 60,300	8	0.170	0.1000	0.100
Silver Phoenix Resources Inc.	SP	2,000	\$ 825	3	0.550	0.0200	0.540
Stealth Energy Inc	SLH	759,500	\$ 17,817	27	0.035	0.0150	0.015
St-Georges Pltnm & Base Mtls	SX	38,403,082	\$ 749,630	355	0.080	0.0100	0.010
Sunorca Development Corp.	SUN	78,141	\$ 4,998	27	0.145	0.0050	0.050
Super Nova Minerals Corp.	SNP	2,216,143	\$ 202,040	167	0.200	0.0600	0.075
Sypher Resources Ltd.	SYP	41,000	\$ 7,980	8	0.210	0.1600	0.160
TAC Gold Corporation	TCG	2,177,400	\$ 81,547	80	0.105	0.0200	0.035
Talmora Diamond Inc.	TAI	889,000	\$ 13,415	12	0.030	0.0050	0.005
Tartisan Resources Corp.	TTC	2,204,000	\$ 262,500	134	0.200	0.0900	0.140
Telferscot Resources Inc.	TFS	1,308,713	\$ 58,323	111	0.090	0.0050	0.030
The B.E.S.T. Discoveries Fund Inc.	VC	271,867	\$ 739,371	1,554	3.250	2.0000	2.410
Titan Goldworx Resources Inc.	TTN	2,095,000	\$ 267,517	129	0.200	0.1000	0.130
Triple Dragon Resources Inc.	TDN	98,000	\$ 15,190	11	0.190	0.1200	0.140
Undur Tolgoi Minerals Inc.	UTM	331,497	\$ 41,207	33	0.270	0.0600	0.080
Victory Gold Mines Inc.	VGO	8,697,890	\$ 1,296,728	431	0.210	0.1000	0.130
Vinery Resources Ltd.	VIN	13,000	\$ 65	1	0.005	0.0050	0.005
VisionSky Corp.	VKY	3,539,893	\$ 308,749	111	0.250	0.0300	0.070
VisualVault Corporation	VVT	1,735,624	\$ 916,170	210	1.000	0.2500	0.290
VoodooVox Inc.	VVX	855,000	\$ 4,320	10	0.010	0.0050	0.005
Wabi Exploration Inc.	WAB	944,567	\$ 31,672	41	0.050	0.0100	0.015
West Isle Energy Inc.	WEI	16,500	\$ 187	6	0.040	0.0050	0.005
West Red Lake Gold Mines Inc.	RLG	1,094,200	\$ 110,733	111	0.155	0.0500	0.120
Winrock Resources Inc.	WR	660,100	\$ 65,123	69	0.125	0.0500	0.100
Winston Resources Inc.	WRW	2,816,220	\$ 273,877	317	0.260	0.0200	0.070
ZAIO Corporation	ZAO	12,506,503	\$ 1,600,343	479	0.480	0.0850	0.480
Zara Resources Inc.	ZRI	5,220	\$ 511	2	0.100	0.1000	0.100

CNSX Listings

CNSX enjoyed another excellent year in listings growth as the Exchange added 39 new listed issuers (including four fundamental changes completed while listed on CNSX), four province of Manitoba Series 13 Builder bonds, eight structured products, one secured debenture and the Series W, Bank of Nova Scotia preferred shares for a total of 53 new securities listed. Companies who plan to go public and existing issuers listed on another Canadian exchange increasingly find CNSX as an attractive listing destination. Accordingly, 2011's momentum amongst this group continued in 2012 over half (22) of the Exchange's new issuers switched their listing from the TSX and TSXV or chose to list on CNSX after completing an initial public offering or went public by way of filing a non-offering prospectus.

CNSX had five IPOs list on the Exchange ranging in amounts raised from \$300,000 to \$600,000. According to the PriceWaterhouseCoopers 2012 survey of the Canadian Capital Markets, the number of new IPOs was about the same (62 versus 61) over 2011. Of the 62 IPOs recorded in 2012, CNSX was the Exchange of choice for five representing roughly 8% of the total. Canadian IPO activity remains extremely challenging due to continued economic uncertainty. However, CNSX has solidified its presence as an attractive market for micro-IPOs.

Why are small IPOs possible on CNSX? A quick case study illustrating the cost differential: Shamrock Enterprises Inc. completed their \$1MM initial public offering through Northern Securities. Shamrock provided the following breakdown of their costs of going public and listing on CNSX:

Agency Agreement, Northern Securities:	\$10,500
Legal	44,000
Audit	24,000
CNSX	11,200
Miscellaneous regulatory, securities commissions	11,300
Total:	\$101,000

The above compares favorably to the costs associated with listing the same Company on other exchanges. The listing fee can be upwards of \$40,000 depending on the amount raised plus the \$25,000 to \$50,000 (and potentially higher) paid to the broker sponsor (not a CNSX requirement) and an additional \$100,000 to \$250,000 in legal fees. It always makes sense to pay less to get the same result but the benefit is especially magnified when raising relatively modest sums.

Information about the companies, structured products and the Manitoba bonds can be found at www.cnsx.ca. Each company has its own unique page on the website called Listings Disclosure Hall which covers both market and corporate information.

In an extremely difficult market for sourcing new equity capital, CNSX listed companies raised roughly \$100 million during the year.

Following are descriptions of the various methods that companies employed in order to become listed on CNSX

- 1. Initial Public Offering (IPO)** - This type of prospectus is filed when a company plans to sell its securities to the public for the first time. It is otherwise known as an offering prospectus or primary offering. The offering prospectus is filed with and reviewed by one or more Canadian securities commissions.

In another challenging year for IPOs, CNSX listed five representing about 10% of overall listings origination in 2012:

CNSX 2012 IPOs and Amount Raised

Delon Resources Corp. (\$600K)
 Five Nines Ventures Ltd. (\$400K)
 Northern Lights Resources Corp. (\$350,250)
 Titan Goldworx Resources Inc. (\$300K)
 Winrock Resources Inc. (\$316,400)



CNSX Listings

- 2. Reverse Take Over (RTO)/Fundamental Change** - This is a method of going public whereby a public company (a reporting issuer) issues shares to acquire a private company with the result that the owners of the private company have a majority of the shares or a controlling interest, in the reporting issuer. The reporting issuer may be active or inactive. Many of these public companies have stopped operating and have no assets but still maintain their reporting issuer status. As a result, once the transaction is complete the company carries on the business of the private company. A fundamental change, in broad terms, is a transaction or development of an existing reporting issuer that renders its existing disclosure record irrelevant. Accordingly, CNSX treats these as a listing of a new entity.

Four companies completed an RTO or fundamental change while listed on CNSX in 2012:

CNSX 2012 RTOs/Fundamental Change

AFG Flameguard Ltd. (formerly Orca Power)
Pan American Fertilizer Corp. (formerly Bastion Resources)
Scavo Resource Corp. (formerly Pure Living Media)
Winston Resources Inc. (formerly Gorilla Resources)

- 3. Non-Offering Prospectus (NOP)** - This type of prospectus encompasses the same disclosure requirements as an offering prospectus but without the company raising money from the public. It also must be cleared by a securities commission in Canada. The purpose of a non-offering prospectus is primarily to become a reporting issuer – which is a necessary prerequisite before it can list on CNSX. It is also known as a prospectus without distribution. Companies that already have a large number of shareholders may obtain a listing following completion of a non-offering prospectus.

CNSX had five companies after going public via the non-offering prospectus last year:

CNSX 2012 NOPs

Copper Cowboy Resources Inc. (special warrants)
Crestwell Resources Inc. (special warrants)
Fortify Resources Inc. (special warrants)
Intelimax Media Inc.
Southbridge Resources Corp. (special warrants)

- 4. Existing Reporting Issuer** - These are companies that are already reporting issuers in at least one Canadian jurisdiction and have met CNSX's listing requirements. These companies were not listed on another Canadian exchange immediately prior to listing on CNSX.

Thirteen companies that were already existing reporting issuers in good standing listed on CNSX in 2012, representing 25% of new listings for the year:

CNSX 2012 Existing Reporting Issuers

Affinor Resources Inc.
Alterrus Systems Inc.
Dizun International Enterprises Inc.
Hadley Mining Inc.
LCTI Low Carbon Technologies International Inc.
MOAG Copper Gold Resources Inc.
Mountain Lake Minerals Inc.
Newlox Gold Ventures Corp.
RepliCel Life Sciences Inc.
Royal Oak Ventures Inc. (common shares and non-voting)
Super Nova Minerals Inc.
Tartisan Resources Corp.
Zara Resources Inc.



Sunorca Development Corp.



Silver Phoenix Resources Inc.



CNSX Listings

5. **Switch from TSX and TSXV** - These are companies that delisted from the TSX or TSX Venture Exchange and subsequently listed on CNSX

In 2012, eleven companies switched their listing, representing 21% of new listings.



CNSX 2012 Switches

Arctic Glacier Income Fund (from TSX)
 Cadman Resources Inc. (from TSXV)
 Canada Renewable Bioenergy Corp. (from TSXV)
 CINS Holding Corp. (from TSXV)
 Global SeaFarms Corp. (from TSXV)
 Khan Resources Inc. (from TSX)
 Muskrat Minerals Inc. (from TSXV)
 NEMI Northern Energy & Mining Inc. (from TSX)
 iMarketing Solutions Group Inc. (from TSXV)
 Perisson Petroleum Corp. (from TSXV)
 VoodooVox Inc. (from TSX)

6. **Province of Manitoba Bonds** – Series 13 Builder Bonds (4):

56343TBP8	MBM.DB.A	Three-Year Annual Fixed Rate	1.85%	June 15 2015
56343TBQ6	MBM.DB.B	Five-Year Annual Fixed Rate	2.00%	June 15 2017
56343TBR4	MBM.DB.C	Five-Year Compound Fixed Rate	2.00%	June 15 2017
56343TBS2	MBM.DB.D	Five-Year Annual Floating Rate	1.75%	June 15 2017

7. **Structured Products** – These are investment instruments or “notes” created principally by financial institutions around a particular market strategy. These notes are issued in \$1,000 denominations with either fixed returns or returns tied to the performance of the underlying assets chosen based on the strategy. A synthetic security or “derivative” is created imitating these assets, which can be based on a single equity, a basket of equities, indices, commodities, debt issuances, options, futures, and so on. A common feature of structured products is a “principal protection”, which offers a guarantee of principal repayment if held to maturity.

In 2012, CNSX listed eight structured products:

Barclays PLC Extendible Step-up Deposit Notes, Series I-39
 Barclays PLC Extendible Step-up Deposit Notes, Series I-41
 Barclays PLC Extendible Step-up Deposit Notes, Series I-42
 Barclays S&P 500® Index Linked Booster Notes, Series 1
 BAC Canada Finance Company Extendible Step Up Notes Series 4
 BAC Canada Finance Company Extendible Step Up Notes Series 5
 BAC Canada Finance Company Extendible Step Up Notes Series 6
 BAC CFC Commodity Optimizer Principal Protected Notes, Series 1

8. **Other Listed Securities** (three):

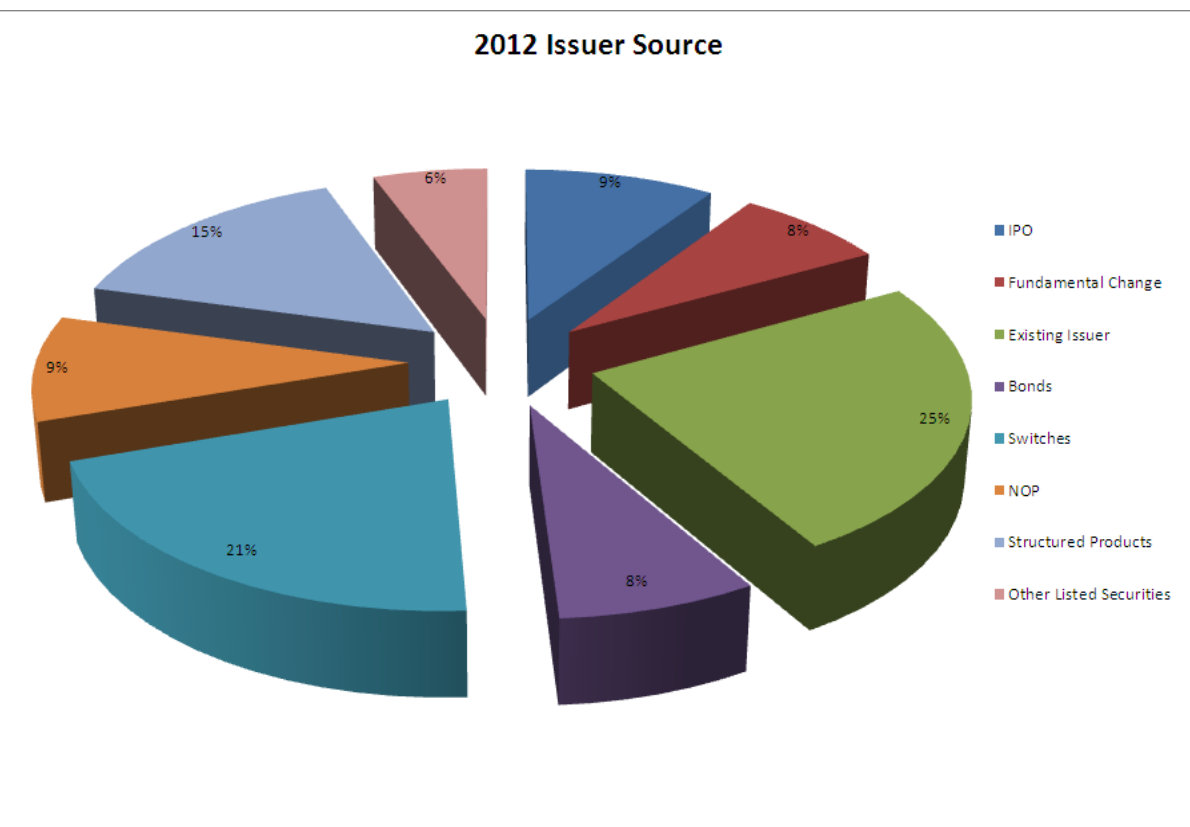
Bank of Nova Scotia Preferred Shares, Series W
 Voodoo Vox Inc. 12% Convertible Secured Debentures
 Royal Oak Ventures Inc. (Non-Voting Shares)

Entertainment Systems Inc.

CNSX Listings

PAGE 11

The chart below provides the origins of the securities used listed on CNSX in 2012:



CNSX is a stock exchange recognized under the same rules and regulations as all Canadian exchanges, but offers a unique model that is much more cost effective and efficient for public companies. Due to reforms in securities laws and regulations, the National Instruments and Rules govern most aspects of going public and the tenets of continuous disclosure. In response, CNSX's streamlined regulatory model eliminates duplication of documents and disclosure already required under the new, more stringent rules. CNSX focuses on listing requirements while leveraging the existing regulatory framework resulting in a substantial reduction in administration with a commensurate reduction in professional and exchange fees.

Changes To CNSX Stock List

Barclays PLC Extendible Step-up Deposit Notes, Series I-39

SYMBOL: BBP.DB.B

Listing Date: January 4, 2012

The Notes distributed under prospectus and pricing supplement will be sold by the Dealer through a selling agent on the Exchange at the Issue Price. The Notes will be posted for trading on an "if, as and when issued" basis from January 4, 2012 until on or about January 13, 2012. The Notes will trade "interest flat" during this period.

Arctic Glacier Income Fund

SYMBOL: AG.UN

Listing Date: January 9, 2012

Activity: Arctic Glacier Income Fund, through its operating company, Arctic Glacier Inc., is a leading producer, marketer and distributor of high-quality packaged ice in North America, primarily under the brand name of Arctic Glacier Premium Ice. Arctic Glacier operates 39 production plants and 48 distribution facilities across Canada the northeast, central and western United State servicing more than 75,000 retail locations.



Changes To CNSX Stock List

MOAG Copper Gold Resources Inc.

SYMBOL: MGO

Listing Date: January 9, 2012

Activity: MOAG Copper Gold Resources is a junior natural resource company engaged in the acquisition, exploration and development of molybdenum, silver, copper and gold mineral properties. MOAG is focused on developing its three main projects: the Ketchan Property (copper, gold), the Highland Valley Property (copper, gold) in southern British Columbia and the Mace Property (molybdenum, copper) in Ireland.

Dizun International Enterprises Inc.

SYMBOL: KDZ

Listing Date: January 12, 2012

Activity: Dizun International is a British Columbia company whose primary business is distributing tea and tea-related products on behalf of "Dizun Asia", a group of companies comprised of Dizun Holdings Limited (China), a company incorporated in the People's Republic of China ("Dizun China") and its subsidiary, Dizun International Financial Holdings (HK) Limited, a company incorporated in Hong Kong. Dizun International has been granted the exclusive license to distribute tea and tea-related products outside of China and to build an international franchise network of tea boutiques that operate under the name "HK-D Essence".

BAC Canada Finance Company Extendible Step Up Notes Series 4

SYMBOL: BMF.DB.C

The Notes will be posted for trading on an "if, as and when issued" basis from January 20, 2012 until on or about January 27, 2012. The Notes will trade "interest flat" during this period.

BAC CFC Commodity Optimizer Principal Protected Notes, Series 1

SYMBOL: BMQ.DB.A

The Notes were posted for trading on an "if, as and when issued" basis from January 30, 2012 until on or about February 10, 2012.

Delon Resources Corp.

SYMBOL: DLN

Listing Date: February 1, 2012

Activity: Following an IPO of 3 million shares at a price of \$0.20 per share for gross proceeds of \$600,000. Canaccord Genuity Corp. acted as Agent on the Offering. .

Canada Renewable Bioenergy Corp.

SYMBOL: XZX

Listing Date: February 1, 2012

Activity: Canada Renewable is in the business of developing and commercializing technologies for the production and sale of bio-based pyrolysis products and clean energy from biomass wastes.

Intelimax Media Inc.

SYMBOL: IMD

Listing Date: February 7, 2012

Activity: Intelimax is an Internet media services company focusing on fantasy sports, online games, social media and web content. Using its' proprietary Social Media Platform, Intelimax offers fantasy sports and subscription based gaming on its web properties DraftTeam.com and Gamboozle.com.

LCTI Low Carbon Technologies International Inc.

SYMBOL: LCT

Listing Date: February 15, 2012

Activity: LCTI Low Carbon Technologies Inc., (LCTI) is a USA company which has acquired operating businesses, real estate, and low carbon energy technologies. LCTI utilizes these technologies in the development of low carbon energy projects and low carbon energy complexes.

Barclays PLC Extendible Step-up Deposit Notes, Series I-41

SYMBOL: BBP.DB.C

Listing Date: February 28, 2012

The Notes distributed under prospectus and pricing supplement will be sold by the Dealer through a selling agent on the Exchange at the Issue Price. The Notes will be posted for trading on an "if, as and when issued" basis from February 15, 2012 until on or about February 24 2012. The Notes will trade "interest flat" during this period.



Cancor Mines Inc.



HILL SILVER RESOURCES INC.

Changes To CNSX Stock List

BAC Canada Finance Company Extendible Step Up Notes Series 5

SYMBOL: BMF.DB.D

Listing Date: February 29, 2012

The Notes distributed under prospectus and pricing supplement will be sold by the Dealer through a selling agent on the Exchange at the Issue Price. The Notes will be posted for trading on an "if, as and when issued" basis from February 16, 2012 until on or about February 27, 2012. The Notes will trade "interest flat" during this period.

BAC Canada Finance Company Extendible Step Up Notes Series 6

SYMBOL: BMF.DB.E

Listing Date: March 06, 2012

The Notes distributed under prospectus and pricing supplement will be sold by the Dealer through a selling agent on the Exchange at the Issue Price. The Notes will be posted for trading on an "if, as and when issued" basis from March 6, 2012 until on or about March 14, 2012. The Notes will trade "interest flat" during this period. Trades during the period will settle on the Issue Date, March 19, 2012.

NEMI Northern Energy & Mining Inc.

SYMBOL: NNE

Listing Date: March 15, 2012

Activity: NEMI is a specialized merchant bank whose principal activity will be the development of its asset and equity portfolio.

Muskat Minerals Inc.

SYMBOL: YYR

Listing Date: March 29, 2012

Activity: Muskrat Minerals is a resource based company with a principal focus on industrial minerals and investments in mineral projects of interest.

Barclays S&P 500® Index Linked Booster Notes, Series 1

SYMBOL: BBE.DB.A

Listing Date: April 2, 2012

The Notes were posted for trading on an "if, as and when issued" basis from April 2, 2012 until on or about April 5, 2012.

Orca Power/AFG Flameguard

SYMBOL: AFG

Listing Date: April 11, 2012

Pursuant to a fundamental change review, the common shares of Orca Power Corp. ("OP") re-qualified for listing. Orca Power has completed its previously announced business combination with AFG Flameguard Ltd ("AFG").

Barclays PLC Extendible Step-up Deposit Notes, Series I-42

SYMBOL: BBP.DB.D

Listing Date: April 27, 2012

The Notes were posted for trading on an "if, as and when issued" basis from April 12 until on or about April 24 2012.

Crestwell Resources Inc.

SYMBOL: CER

Listing Date: May 8, 2012

Activity: Crestwell is committed to focusing on the acquisition and development of high quality gold properties. Currently Crestwell holds a 100% interest in two properties, Eagle Lake, located in Northern Ontario, and Kerrisdale1, located in south-central British Columbia.

Khan Resources Inc.

SYMBOL: KRI

Listing Date: May 14, 2012

Activity: Khan Resources Inc. is a Canadian-based company that has interests in certain uranium properties that are located in the Dornod district of north eastern Mongolia, a district that contains a number of known uranium deposits.

Titan Goldworx Resources Inc. - IPO

SYMBOL: TTN

Listing Date: May 15, 2012

Activity: Titan Goldworx Resources Inc. is engaged in the acquisition, exploration and, if warranted, development of natural resource properties of merit. The Company has an exclusive right to acquire an undivided 70% interest in and to the Tait Property, an exploration property situated in Tait Township in the Kenora Mining District of the Province of Ontario.



Arris Holdings Inc.



Changes To CNSX Stock List

Five Nines Ventures Ltd. - IPO

SYMBOL: FIV

Listing Date: May 16, 2012

Activity: Five Nines is focused on exploring for and developing Rare Earth Element ("REE") and Uranium ("U") bearing mineral properties of economic merit.

Province of Manitoba Bonds

On May 18, 2012 Manitoba Finance announced the interest rate for Manitoba Builder Bonds, Series 13, on sale May 22, 2012 to June 5, 2012 throughout the province. In addition, the interest rate for all outstanding floating rate bonds, which are adjustable and redeemable annually, has been set at 1.75 percent effective June 15, 2012. The Series 13 Builder Bonds will be listed on Monday, June 18 under the following symbols:

CUSIP: 56343TBP8

Symbol: MBM.DB.A

Description: Three-Year Annual Fixed Rate 1.85% June 15 2015

CUSIP: 56343TBQ6

SYMBOL: MBM.DB.B

Description: Five-Year Annual Fixed Rate 2.00% June 15 2017

CUSIP: 56343TBR4

SYMBOL: MBM.DB.C

Description: Five-Year Compound Fixed Rate 2.00% June 15 2017

CUSIP: 56343TBS2

SYMBOL: MBM.DB.D

Description: Five-Year Annual Floating Rate 1.75% June 15 2017

Bastion Resources/Pan American Fertilizer Corp.

New Symbol: PAF

Listing Date: May 23, 2012

Pursuant to a fundamental change review, the common shares of Pan American Fertilizer Corp. were been conditionally approved for listing. Following a share consolidation and the amalgamation of Bastion, a wholly owned subsidiary of Bastion and Acclaro Mining Company.

Winrock Resources Inc. - IPO

SYMBOL: WR

Listing Date: May 28, 2012

Activity: Winrock is a natural resource company engaged in the acquisition and exploration of mining properties. The Company's main emphasis is on the exploration for copper, zinc, silver and gold in the Province of British Columbia where the Company has the option to acquire a 100% interest in the Horsefly Property which consists of 21 mineral claims.

Global SeaFarms Corporation

SYMBOL: GSF

Listing Date: June 1, 2012

Activity: Global SeaFarms ("GSF") is engaged in the identification and development of high-potential aquaculture projects in the Americas. GSF has two vectors to its growth strategy - warm water opportunities in the region of the Caribbean Sea and cold water opportunities in North America. GSF is currently expanding its warm water platform operation in the Dominican Republic and ramping up production of Florida Pompano for the U.S. seafood market.

Gorilla Resources/Winston Resources Inc.

New Symbol: WRW

Listing Date: June 25, 2012

Pursuant to a fundamental change review, the common shares of Winston Resources Inc. have been approved for listing. Winston Resources in the resulting issuer of a reverse takeover transaction between Gorilla Resources Corp and CNRP Mining Inc.

Bank of Nova Scotia Preferred Shares, Series W

SYMBOL: BNS.PR.W

Listing Date: June 28, 2012

The Shares are exchangeable for common shares of The Bank of Nova Scotia commencing on December 31, 2012, subject to certain conditions. Other features include:(i) dividend of \$0.53125 per Share payable semi-annually; (ii) the Shares are redeemable for cash by the Bank; (iii) the Shares are non-voting; and (iv) the Shares are senior to the common shares.



Changes To CNSX Stock List

Northern Lights Resources Corp. - IPO

SYMBOL: NLE

Listing Date: June 28, 2012

Activity: The Company's Misty Basin Property consists of three non-continuous blocks which cover 33,076 hectares (81,732 acres) and lies within the Selwyn Basin located in the western side of the Northwest Territories adjacent to the Yukon Territory (YT) border. Regional exploration throughout the 1950's, 60's and 70's has found a number of geological deposits close to the Misty Basin property, all situated to the west, including a SEDEX lead-zinc-silver barite, (Tom and Jason) deposit, a Mississippi Valley Type (MVT) lead-zinc-silver deposit, (the Keele showing) and a skarn type tungsten (Mactung) deposit. Among the many rock types found throughout the Selwyn basin, one of the main rock types in Misty Basin is sedimentary black shale. Also located on or proximal to the Misty Basin property are two types of granitic intrusions which are either gold bearing or tungsten bearing. Initial exploration done by the Company has outlined several areas with anomalous values of uranium, gold, silver, nickel, manganese, cobalt, zinc and lead.

Royal Oak Ventures Inc.

SYMBOL: ROV & ROV.B

Listing Date: July 4, 2012

Activity: Royal Oak Ventures Inc. is an investment holding company and its principal business relates to its investment holdings. Royal Oak's investment portfolio consists principally of equity and debt securities. The investment portfolio provides the company liquidity to fund its operations and to provide financial resources to develop new business opportunities when they become available.

Alterrur Systems Inc.

SYMBOL: ASI

Listing Date: July 25, 2012

Activity: Alterrur Systems is focused primarily on the development of the Company's "High Density Vertical Growth System" ("VertiCrop") designed to produce vegetables, herbs and other plant crops in climatically controlled, chemical free environments in both greenhouse and warehouse structures. The VertiCrop™ grows plants in closely spaced trays vertically arranged on rigs that are moving on an overhead conveyor system. The system is designed to provide maximum light and precisely controlled nutrients to each plant while using no harmful herbicides and pesticides.

Cadman Resources Inc.

SYMBOL: CUZ

Listing Date: July 5, 2012

Activity: Cadman is a junior mining and exploration company that will focus on the exploration and development of the Golden Star Property.

Pure Living Media/Scavo Resource Corp.

New Symbol: SCV

Listing Date: August 23, 2012

Activity: Scavo Resource Corp. (formerly "Pure Living Media Inc.") have been approved for listing. Scavo Resource's business objective is to identify, evaluate, acquire and explore mineral properties for the purposes of identifying a mineral resource deposit on its Purple Onion claims or any of the subsequent properties acquired by the Company.

CINS Holding Corp.

SYMBOL: CHD

Listing Date: September 13, 2012

Activity: CINS Holding Corp. through its wholly owned subsidiary Dongguan CINS Technology Limited is in the business of developing software for the online game market.

Tartisan Resources Corp.

SYMBOL: TTC

Listing Date: September 13, 2012

Activity: Tartisan is a junior mining and exploration company that will focus on the exploration and development of its Victoria Property located in the Republic of Peru.

RepliCel Life Sciences Inc.

SYMBOL: RP

Listing Date: October 1, 2012

Activity: RepliCel is developing and patenting a new hair follicle cell replication technology that has the potential to become the first autologous cellular treatment for hair loss in men and women.

Affinor Resources Inc.

SYMBOL: AFI

Listing Date: October 9, 2012

Activity: Affinor is a junior mining and exploration company that will focus on the exploration and development of its Destor Property located in the Abitibi Region of Québec.



Mobile Assets Corp.



Changes To CNSX Stock List

Southbridge Resources Corp.

SYMBOL: SOU

Listing Date: October 15, 2012

Activity: Southbridge is a junior mining and exploration company that will focus on the exploration and development of its Sona Property located in the Omineca Mining Division of British Columbia.



Newlox Gold Ventures Corp.

SYMBOL: LUX

Listing Date: October 17, 2012

Activity: Newlox is a gold exploration company whose primary focus is on an option to acquire the Tulox property consisting of 11 claims located in south-central British Columbia in the Clinton Mining Division.



Brookfield New Horizons
Income Fund

Super Nova Minerals Corp.

SYMBOL: SNP

Listing Date: October 22, 2012

Activity: Super Nova is a Canadian resources exploration company engaged in the acquisition, exploration, and development of resource properties.



Mountain Lake Minerals Inc.

SYMBOL: MLK

Listing Date: October 30, 2012

Activity: Mountain Lake is a diversified junior exploration company. Mountain Lake's main projects are located on the pro-mining island of Newfoundland and include: a 100% interest in the Glover Island gold exploration property; a 100% interest in the Little River gold-antimony exploration property; and a 100% interest in the Bobby's Pond base metals property.

Fortify Resources Inc.

SYMBOL: FTY

Listing Date: November 2, 2012

Activity: Fortify Resources is engaged in the business of mineral exploration in the province of British Columbia. The company holds a 100% interest in the Sericite East Property located in the Iskut River District in north western BC.

Copper Cowboy Resources Inc.

SYMBOL: CCQ

Listing Date: November 20, 2012

Activity: Copper Cowboy is engaged in the business of Acquisition and exploration of mineral Properties.

iMarketing Solutions Group Inc.

SYMBOL: IMR

Listing Date: November 30, 2012

Activity: iMarketing Solutions Group is North America's preeminent integrated marketing services company.

Hadley Mining Inc.

SYMBOL: HM

Listing Date: December 10, 2012

Activity: Hadley is a Toronto based mineral company primarily focused on developing its 100% owned Etamame Nickel project, in Northwestern Ontario, Canada, as well as the acquisition and development of other Canadian natural resource properties.

Zara Resources Inc.

SYMBOL: ZRI

Listing Date: December 10, 2012

Activity: Zara is a Toronto based mineral company primarily focused on developing its Ring of Fire project, in Northwestern Ontario, Canada, as well as the acquisition and development of other Canadian natural resource properties.

VoodooVox Inc.

SYMBOL: VVX & VVX.BD

Listing Date: December 13, 2012

Activity: VoodooVox uses consumer analytics to provide smarter mobile advertising services for publishers, advertisers and operators.

Perisson Petroleum Corporation

SYMBOL: POG

Listing Date: December 18, 2012

Activity: Perisson Petroleum Corporation/Corporation Pétrolière Perisson, (the "Corporation") is an oil and gas exploration company. The Corporation, through its wholly-owned subsidiaries, Igual Holdings Corp. and Morichal Sinoco, S.A., owns a 100% undivided interest in a property, namely a license, known as VMM- 17 oil block project, which consists of 39,927 hectares located in the Middle Magdalena Basin, Province of Tolima, in the center of the country of Colombia. The corporate objective of the Corporation is the exploration and marketing of hydrocarbon resources, including the production, conditioning, processing, refinement, transport and commercialization of petroleum, natural gas, liquefied natural gas and petroleum-derived products.

Changes To CNSX Stock List

Name Change/Consolidation/Splits


Pure Living Media Inc.
SYMBOL: PLV

Effective Date: February 10, 2012

Pure Living Media Inc. consolidated its issued and outstanding shares capital on a one (1) share for every twenty (20) shares basis (the "consolidation").


Nass Valley Gateway Ltd.
SYMBOL: NVG

Effective Date: March 13, 2012

Announced a consolidation of its issued and outstanding share capital on a one (1) share for every three (3) shares basis (the "consolidation").

Triple Dragon Resources Inc.
SYMBOL: TDN

Effective Date: March 30, 2012

Name change to **Pasinex Resources Limited**

New SYMBOL: PSE

Berkley Resources
SYMBOL: BKS

Effective Date: April 16, 2012

Consolidate its issued and outstanding share capital on a one (1) share for every ten (10) shares basis (the "consolidation") and change its name to **Berkley Renewables Inc.**


Ona Power Corp.
SYMBOL: OPO

Effective Date: April 30, 2012

Name change to **AAN Ventures Inc.** and consolidated its common shares on the basis of one (1) new post-consolidation common share for each three (3) pre-consolidation common shares.

New SYMBOL: ANN

Mountain-West Resources Inc.
SYMBOL: MWR

Effective Date: April 2, 2012

Name change to **Mountainstar Gold Inc.**

NEW Symbol: MSX

Acana Capital Corp.
SYMBOL: APB

Effective Date: May 14, 2012

Consolidated its issued and outstanding share capital on a one (1) new share for every ten (10) old shares basis (the "consolidation").

Stealth Energy Inc.
SYMBOL: SLH

Effective Date: May 4, 2012

Name change to **Blackstream Energy Corporation** and the consolidation of its common shares on the basis of one (1) new post-consolidation common share for each ten (10) pre-consolidation common shares. All fractional shares equal or greater to onehalf resulting from the consolidation will be rounded to the next whole number.

NEW Symbol: BEC

Dizun International Enterprises Inc.
SYMBOL: KDZ

Effective Date: April 23, 2012

Record Date: April 25, 2012

Announced a subdivision of its outstanding share capital on the basis of ten (10) new shares for each existing share held. Each shareholder of record of the Company as of the close of business on the Record Date will receive nine additional shares for each Share held on such date.

Province of Manitoba Bonds

The interest rate were adjusted to 1.75 percent on the outstanding Floating Rate bonds, effective June 15, 2012:

SYMBOL: BJF.DB Builder Bonds Series 10 June 15 2013

SYMBOL: BKF.DB Builder Bonds Series 11 June 15 2014

SYMBOL: BL.DB.F Builder Bonds Series 12 June 15 2015

SYMBOL: HKF.DB Hydro Bonds Series 11 June 15 2016

RXT 110 Inc.
SYMBOL: RXT

Effective Date: June 6, 2012

Name change to **BIOSENTA Inc.**

NEW Symbol: ZRO

Changes To CNSX Stock List

Name Change/Consolidation/Splits

Zaio Corporation

SYMBOL: ZAO

Effective Date: June 20, 2012

Announced a consolidation of its issued and outstanding share capital on a one (1) new share for every four (4) old shares basis.

HY Lake Gold Inc.

SYMBOL: HYL

Effective Date: June 29, 2012

Name change to **West Red Lake Gold Mines Inc.**

NEW Symbol: RLG

Consolidation - Renforth Resources Inc.

SYMBOL: RFR

Effective Date: July 20, 2012

Announced a consolidation of its issued and outstanding share capital on the basis of one (1) new share for every five (5) old shares.

Consolidation - Quinsam Capital Corporation

SYMBOL: QCA

Effective Date: July 30, 2012

Announced a consolidation of its issued and outstanding share capital on the basis of one (1) new share for every five (5) old shares.

Abattis Biologix Corporation

SYMBOL: FLU

Trading Date: September 11, 2012

Name change to **Abattis Bioceuticals Corp.** and the consolidation of its common shares on the basis of one (1) new post-consolidation common share for each five (5) pre-consolidation common shares effective September 13, 2012.

GameCorp Ltd.

SYMBOL: GGG

Trading Date: September 13, 2012

Name change to **DealNet Capital Corp.**

NEW Symbol: DLS

HLD Land Development Limited Partnership

Symbol: HLD.UN

Announced that the General Partner has declared a distribution in kind (the "Share Distribution") of 1,041,667 shares in Fortify Resources Inc.

For all the details please see bulletin 2012-1013

Black Smoker Ventures Inc.

SYMBOL: BSM

Trading Date: November 29, 2012

Name change to **Jager Resources Inc.** and the consolidation of its common shares on the basis of one (1) new post-consolidation common share for each thirteen (13) pre-consolidation common shares effective November 30, 2012

New Symbol: JDR

RESAAS

One giant leap for Real Estate.

MAG
COPPER

ME RESOURCE CORP

Changes To CNSX Stock List

Delisted

Alliance Mining Corp. (ALM)
Effective Date: January 30, 2012

Twin Glacier Resources Ltd. (TEL)
Effective Date: January 30, 2012

AireSurf Networks Holdings Inc. (ANH)
Effective Date: January 31, 2012

HMZ Metals Inc. (HMZ)
Effective Date: January 31, 2012

Rencore Resources Ltd. (RNC)
Effective Date: February 13, 2012

Silver Mountain Mines Inc. (SMM)
Effective Date: February 16, 2012

Gemoscan Canada Inc. (GES)
Effective Date: 21, 2012

Burnstone Ventures Inc. (BVE)
Effective Date: April 5, 2012

MacMillan Minerals Inc. (MMX)
Effective Date: May 31, 2012.

Petrol One Corp. SYMBOL: POV
Effective Date: May 31, 2012.

The following bonds were delisted upon maturation June 15, 2011.

SYMBOL: BKA.DB.A Manitoba Builder Bonds Series 11 Three-Year Annual Fixed Rate June 15 2012

SYMBOL: HJA.DB.B Manitoba Hydro Bonds Series 10 Five-Year Annual Fixed Rate June 15 2012

SYMBOL: HJC.DB Manitoba Hydro Bonds Series 10 Five-Year Compound Fixed Rate June 15 2012

SYMBOL: HJF.DB Manitoba Hydro Bonds Series 10 Five-Year Annual Floating Rate June 15 2012

Range Gold Corp. (RGU)
Effective Date: June 05, 2012.

Zaio Corporation (ZAO)
Effective Date: June 27, 2012.

Passport Energy Ltd. (PPO)
Effective Date: June 29, 2012..

BAC Canada Finance Company (BMF.DB.E) Effective Date: Sept 19, 2012

Barclays Bank PLC (BBP.DB.D)
Effective Date: October 29, 2012

BAC Canada Finance Company
Effective Date: November 15, 2012

Barclays Bank PLC (BBP.DB.A)
Effective Date: December 21, 2012.



Financings Completed in 2012



Company	Symbol	Amount Raised	Date
KWG Resources Inc.	KWG	\$1,463,900	Dec. 31/12
Copper Reef Mining Corporation	CZC	\$280,000	Dec. 31/12
IOU Financial Inc.	IOU	\$665,000	Dec. 28/12
Carbon Friendly Solutions Inc.	CFQ	1,718,000	Dec. 28/12
Cuervo Resources Inc.	FE	\$125,000	Dec. 27/12
Mountainstar Gold Inc.	MSX	\$33,000	Dec. 24/12
IOU Financial Inc.	IOU	\$2,400,000	Dec. 21/12
Renforth Resources Inc.	RFR	\$75,000	Dec.21/12
Novo Resources Corp.	NVO	\$1,000,025	Dec. 21/12
Cuervo Resources Inc.	FE	\$375,000	Dec. 21/12
Excalibur Resources Ltd.	XBR	\$1,450,000	Dec. 19/12
Renforth Resources Inc.	RFR	\$212,500	Dec.18/12
Abattis Bioceuticals Corp.	FLU	\$105,000	Dec. 12/12
Novo Resources Corp.	NVO	\$3,767,010	Dec. 12/12
Mountainstar Gold Inc.	MSX	\$146,800	Dec. 11/12
QSolar Limited	QSL	\$674,000	Dec. 10/12
Alabama Graphite Corp.	ALP	\$628,250	Dec. 07/12
Pan American Fertilizer Corp.	PAF	\$525,000	Dec. 03/12
BIOSENTA Inc.	ZRO	\$1,262,600	Nov. 30/12
Winrock Resources Inc.	WR	\$50,000	Nov. 19/12
Enertopia Corporation	TOP	\$50,650	Nov. 15/12
DealNet Capital Corp.	DLS	\$625,000	Nov. 9/12
Golden Cross Resources Inc.	GOX	\$129,585	Nov. 6/12
Mountainstar Gold Inc.	MSX	\$146,880	Nov. 6/12
Blackstream Energy Corporation	BEC	\$1,898,413	Oct. 31/12
Micromem Technologies Inc.	MRM	\$108,657	Oct. 30/12
Mountainstar Gold Inc.	MSX	\$107,250	Oct. 23/12
Golden Cross Resources Inc.	GOX	\$1,165,451	Oct. 19/12
Intelimax Media Inc.	IMD	\$338,000	Oct. 17/12
Mountainstar Gold Inc.	MSX	\$130,000	Oct. 16/12
First Choice Products Inc.	FCI	\$63,000	Oct. 11/12
West Red Lake Gold Mines Inc.	RLG	\$300,000	Oct. 05/12
Enertopia Corporation	TOP	\$49,750	Sept. 28/12
Freeport Capital Inc.	FAS	\$953,003	Sept. 20/12
Pacific Therapeutics Ltd.	PT	\$111,250	Sept. 19/12
Organic Potash Corporation	GOP	\$300,000	Sept. 19/12
Micromem Technologies Inc.	MRM	\$102,000	Sept. 12/12
Mountainstar Gold Inc.	MSN	\$1,373,350	Sep. 04/12
Alabama Graphite Corp.	ALP	\$404,500	Aug. 31/12
Golden Cross Resources Inc.	GOX	\$682,107	Aug. 30/12

Financings Completed in 2012

PAGE 21



Company	Symbol	Amount Raised	Date
Enertopia Corporation	TOP	\$8,000	Aug. 27/12
AFG Flameguard Ltd.	AFG	\$169,350	Aug. 17/12
Golden Cross Resources Inc.	GOX	\$335,760	Aug. 17/12
Enertopia Corporation	TOP	\$30,000	Jul. 30/12
Winston Resources Inc.	WRW	\$100,000	Jul. 27/12
Talmora Diamond Inc.	TAI	\$280,000	Jul. 24/12
Winston Resources Inc.	WRW	\$250,000	Jul. 17/12
Augustine Ventures Inc.	WAW	\$115,000	Jul. 16/12
QSolar Limited	QSL	\$90,000	Jul. 13/12
Micromem Technologies Inc.	MRM	\$100,000	Jul. 13/12
Organic Potash Corporation	GOP	\$270,000	Jul. 09/12
Cadman Resources Inc.	CUZ	\$99,000	Jul. 05/12
Victory Gold Mines Inc.	VGO	\$296,450	Jun. 29/12
Northern Lights Resources Corp. - IPO	NLE	\$350,250	Jun. 28/12
Golden Cross Resources Inc.	GOX	\$439,921	Jun. 28/12
Shoal Point Energy Ltd.	SHP	\$1,114,000	Jun. 28/12
Ecosse Energy Corp.	ECS	\$750,000	Jun. 27/12
Pacific Therapeutics Ltd.	PT	\$118,400	Jun. 22/12
Freeport Capital Inc.	FAS	\$1,200,000	Jun. 20/12
Mistango River Resources Inc.	MIS	\$2,500,000	Jun. 08/12
Intelimax Media Inc.	IMD	\$542,699	May 29/12
Winrock Resources Inc. - IPO	WR	\$316,400	May 28/12
VisualVault Corporation	VVT	\$1,075,539	May 24/12
Ecosse Energy Corp.	ECS	\$750,000	May 17/12
Bastion Resources Ltd.	BSN	\$1,853,400	May 17/12
Titan Goldworx Resources Inc. - IPO	TTN	\$300,000	May 15/12
Five Nines Ventures Ltd. - IPO	FIV	\$400,000	May 14/12
Micromem Technologies Inc.	MRM	US \$50,000	May 11/12
BacTech Environmental Corporation	BAC	\$585,000	May 04/12
Montana Gold Mining Company Inc.	MGM	\$170,000	May 03/12
Argentium Resources Inc.	AOK	\$325,000	May 02/12
Crestwell Resources Inc. - IPO	CER	\$246,450	Apr. 30/12
Nass Valley Gateway Ltd.	NVG	\$600,000	Apr. 24/12
Passport Energy Ltd.	PPO	\$2,604,243	Apr. 26/12
QSolar Limited	QSL	\$877,755	Apr. 23/12
West Isle Energy Inc.	WEI	\$69,000	Apr. 23/12
Micromem Technologies Inc.	MRM	\$20,000	Apr. 18/12
Talmora Diamond Inc.	TAI	\$150,000	Apr. 16/12
Enertopia Corporation	TOP	\$208,000	Apr. 16/12
IOU Financial Inc.	IOU	\$877,000	Apr. 13/12
Arch Biopartners Inc	ACH	\$120,000	Apr. 09/12

Financings Completed in 2012

Company	Symbol	Amount Raised	Date
Stealth Energy Inc.	SLH	\$2,000,000	Apr. 05/12
MacMillan Minerals Inc.	MMX	\$500,000	Apr. 03/12
QSolar Limited	QSL	\$320,500	Apr. 02/12
RXT 110 Inc.	RXT	\$2,827,000	Apr. 01/12
Mahdia Gold Corp.	MGD	\$8,000,000	Mar. 30/12
Micromem Technologies Inc.	MRM	\$14,000	Mar. 23/12
Triple Dragon Resources Inc.	TDN	\$2,353,514	Mar. 21/12
Pure Living Media Inc.	PLV	\$425,000	Mar. 21/12
RESAAS Services Inc.	RSS	\$1,725,000	Mar. 21/12
Zaio Corporation	ZAO	\$1,654,000	Mar. 20/12
QSolar Limited("best efforts" basis, non-brokered convertible debenture private placement)	QSL	\$823,000	Mar. 14/12
Micromem Technologies Inc.	MRM	\$70,000.00	Mar. 13/12
Hi Ho Silver Resources Inc.	HHS	\$642,720	Mar. 12/12
Axios Mobile Assets Corp.	AXA	\$2,302,252	Mar. 12/12
Excalibur Resources Ltd.	XBR	\$619,000	Mar. 02/12
Mountain-West Resources Inc.	MWR	\$126,100	Feb. 29/12
Micromem Technologies Inc.	MRM	\$50,000	Feb. 28/12
Golden Cross Resources Inc.	GOX	\$600,000	Feb. 27/12
RXT 110 Inc.	RXT	\$2,827,000	Feb. 22/12
Shoal Point Energy Ltd.	SHP	\$6,811,800	Feb. 22/12
Zaio Corporation	ZAO	\$1,038,000	Feb. 22/12
Mountain-West Resources Inc.	MWR	\$270,951	Feb. 21/12
RESAAS Services Inc.	RSS	\$294,999	Feb. 21/12
Celtic Minerals Ltd.	CWE	\$7,140	Feb. 17/12
Abattis Biologix Corporation	FLU	\$249,300	Feb. 15/12
Micromem Technologies Inc.	MRM	\$100,000	Feb. 15/12
Carbon Friendly Solutions Inc.	CFQ	\$1,918,740.00	Feb. 13/12
Micromem Technologies Inc.	MRM	\$50,000	Feb. 10/12
Micromem Technologies Inc.	MRM	\$15,000	Feb. 08/12
Micromem Technologies Inc.	MRM	US \$9,200	Feb. 03/12
Delon Resources Corp.(IPO)	DLN	\$600,000	Feb. 01/12
Micromem Technologies Inc.	MRM	\$77,000	Jan. 23/12
Acana Capital Corp.	APB	\$2,550,000	Jan. 19/12
Augustine Ventures Inc.	WAW	\$215,000	Jan. 18/12
BacTech Environmental Corporation	BAC	\$141,000	Jan. 18/12
Alliance Mining Corp.	ALM	\$300,000	Jan. 10/12
Far Resources Ltd.	FAT	\$180,000	Jan. 09/12



CNSX Participating Dealers

Dealer	Trading	Website
Acker Finley Inc.	132	www.ackerfinley.com
AltaCorp. Capital	3	www.altacorpcapital.com
Barclays Capital Canada Inc.	90	www.barcap.com
BBS Securities	28	www.bbssecurities.com
Beacon Securities Limited	87	
Blackwatch Capital Corp.	96	www.blackwatchcc.com
BMO Nesbitt Burns Inc.	9	www.bmonesbittburns.com
Brant Securities Limited	71	www.brantsec.com
Byron Capital Markets Ltd.	63	
Caldwell securities Ltd.	43	www.caldwellsecurities.com
Canaccord Genuity	33	www.canaccord.com
Cantor Fitzgerald Canada Corporation	4	www.cantor.com
Casimir Capital Ltd.	29	
CIBC World Markets Inc.	79	www.cibcwm.com
Citigroup Global Markets Canada	123	www.citigroup.com
Clarus Securities	24	www.carussecurities.com
Cormark Securities Ltd. (nee Sprott)	73	www.cormark.com
Credential Securities Inc.	88	www.credential.com
Credit Suisse Securities (Canada)	72	www.credit-suisse.com
D&D Securities Company Inc.	31	www.dndsecurities.ca
Desjardins Securities Inc.	19	www.vmd.ca
Deutsche Bank Securities Ltd.	51	www.db.com/canada
Dundee Securities Corporation	27	www.dundeewealth.com
e3m Investments Inc.	30	www.e3m.com
Edward Jones	56	www.edwardjones.com
Fidelity Clearing Canada ULC	22	www.fidelityclearingcanada.ca
First Energy Capital Corp.	10	www.firstenergy.com
Fraser Mackenzie Limited	111	www.frasermackenzie.com
Global Maxfin Capital Inc.	42	
Global Securities Corporation	54	www.globalsec.com
GMP Securities Ltd	74	www.GMPSecurities.com
Goldman Sachs Canada Inc.	65	www.gs.com
Hampton Securities Ltd.	94	www.hamptonsecurities.com
Haywood Securities Inc.	62	www.haywood.com
HSBC Securities (Canada) Inc.	81	www.hsbc.ca
Independent Trading Group	84	
Instinet Canada Ltd.	13	www.instinet.com
Integral Wealth Securities Limited	17	www.integralwealth.com
Interactive Brokers Canada Inc.	57	www.interactivebrokers.com
ITG Canada Corp.	14	www.itg.com
J. P. Morgan Securities Canada Inc.	222	www.jpmorgan.com
Jacob Securities	110	www.jacobsecurities.com
Jennings Capital Inc.	121	www.jenningscapital.com
Jitney Trade Inc.	99	www.Jitneytrade.com
Jones, Gable & Company Limited	44	www.jonesgable.com



CNSX Participating Dealers Cont'd

Dealer	Trading	Website
Jones Trading Canada	91	www.jonestrading.com
Jordan Capital Markets Inc.	69	www.jordancap.com
Lakeshore Securities Inc.	102	www.lakeshoresecurities.ca
Laurentian Bank Securities Inc.	48	www.lb-securities.ca
Leede Financial Markets Inc.	68	www.leedefinancial.com
Liquidnet Canada Inc.	38	www.liquidnet.com
M Partners Inc.	97	
MacDougall, MacDougall & MacTier Inc	37	www.3macs.com
Mackie Research Capital Corporation	83	www.mackieresearch.com
Macquarie Capital Markets Canada Ltd.	11	www.macquarieresearch.ca
Macquarie Private Wealth Inc.	46	www.macquarieprivatewealth.ca
Manulife Securities Incorporated	70	www.manulife.ca
Maple Securities Canada Limited	8	
Merrill Lynch Canada Inc.	39	www.gmi.ml.com
MF Global Canada Co.	60	www.mfglobal.ca
MGI Securities Inc.	75	www.mgisecurities.com
Morgan Stanley Canada Limited	53	www.morganstanley.com
National Bank Financial Inc.	80	www.nbfincancial.com
Newedge Canada Inc.	101	www.newedgegroup.com
Norstar Securities International Inc.	40	www.norstar.ca
Northern Securities Inc.	67	www.northernsi.com
Octagon Capital Canada Corporation	64	www.octagoncap.com
Odlum Brown Limited	25	www.odlumbrown.com
Paradigm Capital Inc.	16	www.paradigmcapinc.com
Pavilion Global Markets	21	www.pavilioncorp.com
Pershing Securities Canada Limited	143	www.pershing.com
Peters & Co. Limited	77	www.petersco.com
PI Financial Corp.	59	www.pifinancialcorp.com
Pictet Canada L.P.	86	www.pictet.com
Pollitt & Co. Inc.	92	www.pollitt.com
Qtrade Securities Inc.	58	www.qtrade.ca
Questrade Inc.	124	www.questrade.com
Raymond James Ltd.	89	www.raymondjames.ca
RBC Capital Markets	2	www.rbccm.com
Salman Partners Inc.	78	www.salmanpartners.com
Scotia Capital Inc.	85	www.scotiabank.com
State Street Global Markets Canada Inc.	23	www.statestreet.ca
Stifel Nicolaus Canada Inc.	82	www.stifel.com
Stonecap Securities Inc.	20	
TD Securities Inc.	7	www.tdsecurities.com
Toll Cross Securities	93	www.tollcross.ca
UBS Securities Canada Inc.	15	www.ubs.com
W.D. Latimer Co. Limited	36	
Wolverton Securities Ltd	95	www.wolverton.ca

Market Data & Access

Looking for up-to-date market data, or want to trade CNSX listed securities?

Websites That Offer CNSX Quotes

Websites that Offer CNSX Quotes

Quote Provider	Delayed Data		Real-Time Data		Keying Sequence	Website
	Quotes & Trades	Market Depth	Quotes & Trades	Market Depth	*Replace "SYM" with ticker symbol	
ACTIV Financial	○	○	●	○	SYM.CQ	www.activfinancial.com
ADVFN	●	○	○	○	CNSX:SYM	www.advfn.com
Alpha Trade	●	○	●	●	CA:SYM	www.alphatrade.com
Bloomberg	●	○	●	●	SYM:CN	www.bloomberg.com
CNSX	●	●	○	○	SYM	www.cnsx.ca
Globe Investor	●	○	○	○	SYM-CN	www.globeinvestor.com
Google Finance (last traded price as per US rules)	○	○	●	○	CNSX:SYM	www.google.com/finance
PC Quote Canada *register	○	○	●	●	SYM-CN	www.pcquote.ca
QuoteMedia	○	○	●	●	SYM:CNX	www.quotemedia.com
Stockhouse	●	○	○	○	C:SYM	www.stockhouse.com
StockWatch	●	●	●	●	C:SYM	www.stockwatch.com
Sympatico Finance	●	○	○	○	SYM-CN	www.sympatico.ca
TMX Money	●	○	○	○	SYM:CNX	www.tmxmoney.com
VantageWire	○	○	●	●	SYM:CNX	www.vantagewire.com

Canadian Online Brokers

Online Brokerage Providers

Quote Provider	Order Entry	Delayed Data		Real-Time Data		Keying Sequence	Website
		Quotes & Trades	Market Depth	Quotes & Trades	Market Depth	*Replace "SYM" with ticker symbol	
CIBC Investor's Edge	Online	●	○	○	○	SYM	www.investorsedge.cibc.com
Credential Direct	Online	●	●	○	○	SYM	www.credentialdirect.com
HSBC InvestDirect	Online	●	●	●	●	SYM	www.investdirect.hsbc.ca
Laurentian Bank	Online	●	○	●	○	C:SYM	lbdb.vmbi.ca
National Bank	Online	●	○	○	○	SYM	www.nbdb.ca
Questrade	Online	●	●	●	●	SYM:CN	www.questrade.com
Qtrade Investor	Online	●	○	○	○	SYM	www.qtrade.ca
RBC Direct Investing	Online	●	○	○	○	SYM:CNX	www.rbcdirectinvesting.com
Virtual Brokers	Online	●	●	●	●	SYM	www.virtualbrokers.com
Disnat (Desjardins)		Available soon!				TBD	www.disnat.com
Scotia iTRADE		Available soon!				TBD	www.scotiaitrade.com
BMO InvestorLine	Phone Only	○	○	○	○	N/A	www.bmoinvestorline.com
TD Waterhouse	Phone Only	○	○	○	○	N/A	www.tdwaterhouse.ca

For information contact
CNSX Markets Inc.
T: 416-572-2000
E: marketdata@cnsx.ca

Market Data & Access Cont'd

Trading Access/Market Data Providers

Quote Provider	Market Access (Ability to enter orders)	Delayed Data <i>Quotes & Market Trades Depth</i>	Real-Time Data <i>Quotes & Market Trades Depth</i>	Keying Sequence <i>Replace * with ticker symbol</i>	Website
ACTIV Financial	No	○ ○	● ○	N/A	www.activfinancial.com
Alpha Trade	No	● ●	● ●	CA;SYM	www.alphatrade.com
Barchart	No	● ○	● ○	SYM.CN	www.barchart.com
Bloomberg	No	● ●	● ●	ID SYM <equity> GO ID SYM <Corp> GO	www.bloomberg.com
ConvergeX (RealTick)	No	● ○	● ○	SYM	www.convergenx.com
CNSX Markets	No	● ●	○ ○	SYM	www.cnsx.ca
FactSet	No	● ●	● ●	SYM	www.factset.com
Fidessa	Yes	● ●	● ●	SYM	www.fidessa.com
Frontline Technologies	Yes	● ●	● ●	SYM	www.frontline.ca
Globe Investor	No	● ○	○ ○	SYM-CN	www.globeinvestor.com
Interactive Data (Market Q, eSignal)	No	● ○	● ○	SYM-CN	www.interactivedata.com
IRESS	Yes	● ●	● ●	SYM	www.iress.ca
ITS	Yes	● ●	● ●	SYM	www.itsys.ca
Morningstar	No	● ●	● ●	SYM	www.morningstar.com
Nexa Technologies	No	● ●	● ●	SYM	www.nexatech.com
NYSE Technologies	No	● ●	● ●	SYM	www.nysetechnologies.com
PC Quote Canada	No	○ ○	● ●	SYM-CN	www.pcquote.ca
QuoteMedia, Inc.	No	○ ○	● ●	SYM:CNX	www.quotemedia.com
SIX Telekurs	No	○ ○	● ●	SYM	www.six-telekurs.com
Stockhouse (Stockgroup)	No	● ○	○ ○	C.SYM	www.stockhouse.com
StockWatch	No	● ●	● ●	C:SYM	www.stockwatch.com
SunGard Data Systems	No	● ●	● ●	SYM	www.sungard.com
Sympatico Finance	No	● ○	○ ○	SYM-CN	www.sympatico.ca
Thomson Reuters (Thomson One, Reuters/Bridge)	No	● ●	● ●	SYM_Q or SYM.CD or RIC Code-L	www.thomsonreuters.com
TMX Money	No	● ○	○ ○	SYM:CNX	www.tmxmoney.com
Vantage Wire	No	● ●	● ●	SYM:CNX	www.vantagewire.com

For information contact
CNSX Markets Inc.
T: 416-572-2000
E: marketdata@cnsx.ca

Service Directory and Service Provider Program

CNSX has created the CNSX Service Directory and the Service Provider Program to provide additional support to listed companies.

The Service Directory is a source for CNSX listed companies to locate valuable services that are being offered at preferential pricing. Prior to being offered to the issuer community, these services and service providers are reviewed by CNSX to ensure that relevance and value exist. CNSX will focus on finding service providers that can help issuers better tell and explain their story to the investor community. They also reduce the cost of meeting their obligations as public companies. Such services include: Investor Relations, Research, Transfer Agency, Newswire, and Communications Services.

CNSX believes that creating a partnership with the service providers benefits all parties, the issuer with value added services at preferential pricing, the service provider with a targeted market, and CNSX with greater exposure.

For a complete description of CNSX service providers, please visit the CNSX service directory that can be found on www.cnsx.ca.

For information
please contact:
Radhika Ramkarran
T: 416-572-2000
E: Radhika@cnsx.ca



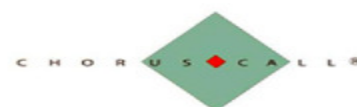
MARKETWIRE

TheNewswire.ca
your news is our business...

InvestmentPitch.com



eResearch



MrBayStreet.com
Financial News Network



**CANADIAN NATIONAL
STOCK EXCHANGE**

Canada's full service
stock exchange:

Multiple markets,
multiple products,
trading on Canada's
first high-performance
trading engine

The stock exchange of the future - now.

www.cnsx.ca



For information: CNSX Markets Inc. | 416.572.2000 | market-info@cnsx.ca